



QTS - 1300

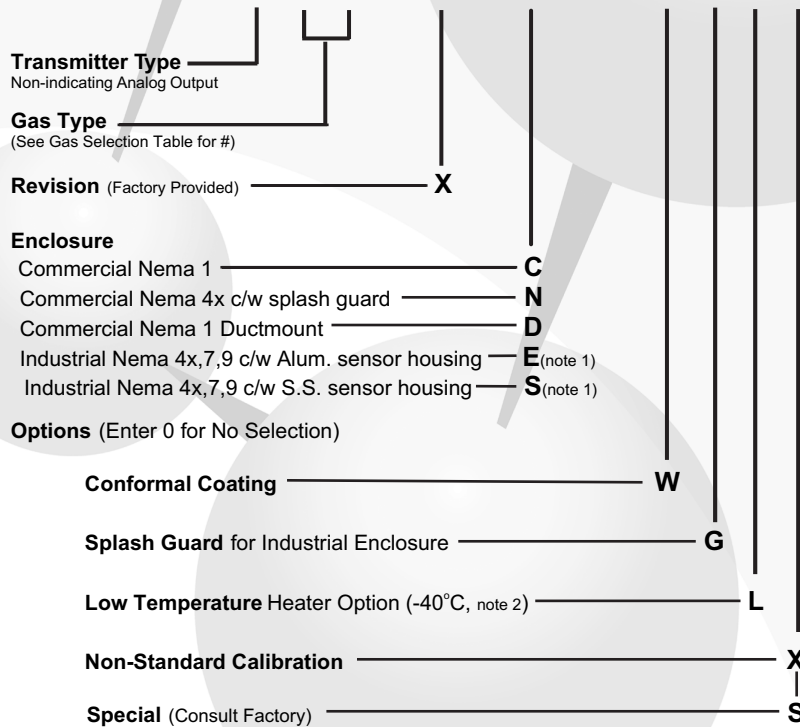
QTS - 1300 OXYGEN TRANSMITTER / SENSORS

The QTS-1300 Series is the latest advancement in low cost analog output oxygen transmitters. The compact sensor elements have a typical life span of two to ten years, are easily field replaceable, and do not require electrolyte replenishment. With rapid response to the target gas and stable zero readings, these sensors retain their sensitivity to oxygen. The two wire transmitters are available in a variety of ABS or explosion- proof Nema rated enclosures. The transmitter operates on a power supply range of 12-36 VDC with an output of 4-20mA DC into 750 Ohms (at 24 VDC), making it useable with any standard intrinsic safety barrier. With integral RFI and EMI protection, this is the most robust transmitter available in its class.



MODEL NUMBER ORDERING CODE

Q T S - 1 3 1 X - 0 0



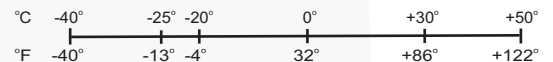
SENSOR SELECTION AND SPECIFICATION TABLE

GAS	Sym	Model Code	Standard Cal (v/v)	Temp Range °C (Note 3)
Oxygen	O ₂	00	0 to 25%	-20° to +50°
Oxygen	O ₂	10	0 to 25%	+5° to +40°

Note 3: -20°C = -4°F +40°C = +104°F
 +5°C = +41°F +50°C = +122°F

QTS-13101 is recommended for unoccupied areas such as mechanical rooms or chiller rooms.

Temperature operating range given in degrees Celcius. See chart below for Fahrenheit equivalent



Note 1 - Model Code 10 not available in explosion proof enclosures
 Note 2 - Available only in type N or C enclosures ONLY. Requires a power supply.

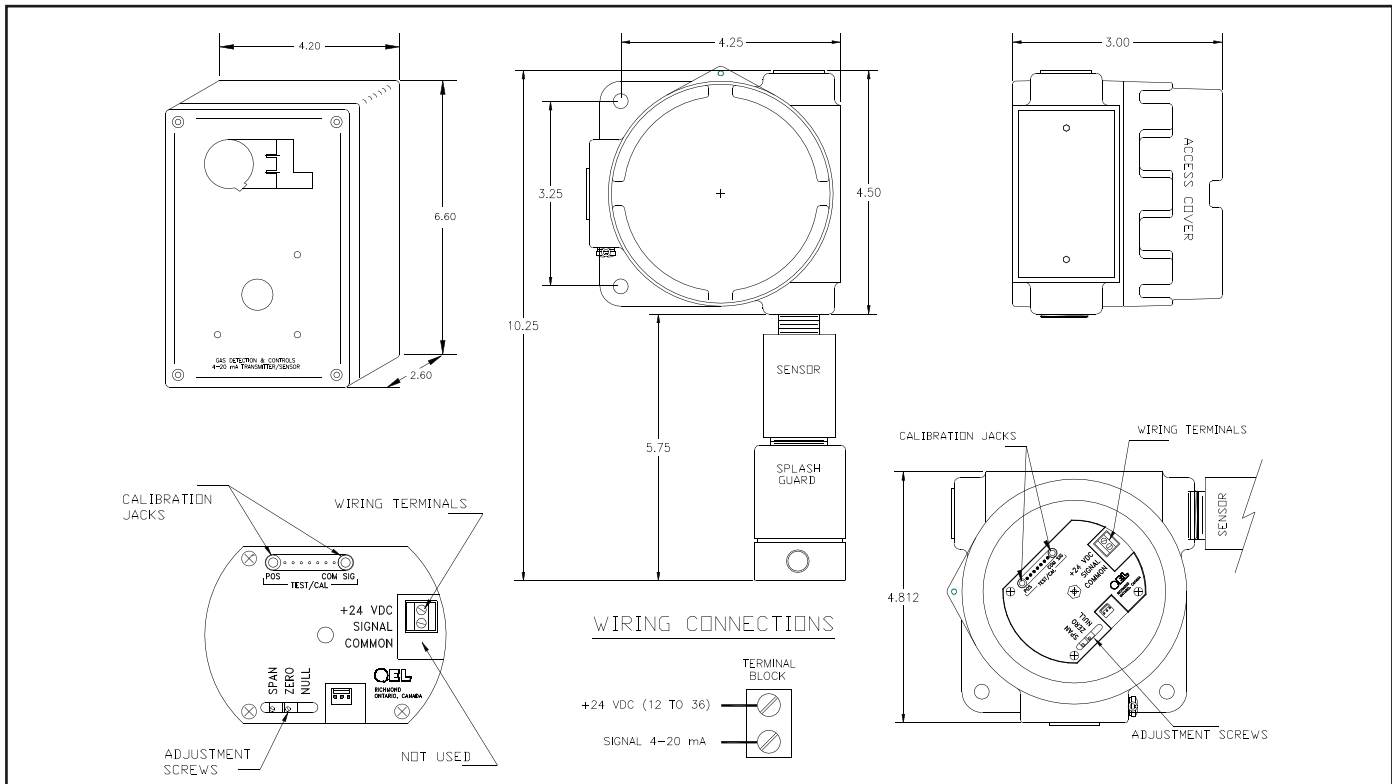
PRINCIPLE OF OPERATION

Electrochemical Oxygen Sensors are micro-fuel cells designed to be maintenance free and stable for long periods. Gas continuously enters the self-contained cell through a flow limiting diffusion barrier. The target gas reacts within the electrolyte, setting up a microamp current flow between the electrodes. No fluid replenishment is necessary as these cells are not self consuming. The cell electrodes degrade with time, resulting in typical working lifetimes of 2 to 10 years depending upon the model selected.

The QTS-1300 Series transmitter is powered by a nominal 24 VDC external power supply in a two wire connection. It transmits a 4 to 20 mA signal through the 2 wires over the calibrated range of the sensor selected. The transmitter is factory configured and calibrated for the sensor selected when ordered as a complete assembly. The model QTS-13001 sensor plugs into the transmitter board or into an integrally mounted sensor assembly on the industrial enclosure. The QTS 13101 sensor assembly is lid-mounted with leads and connector for board connection. Solderless shorting links configure the board for a specific sensor type. Calibration is achieved through a simple zero and span adjustment using the appropriate calibration gas.

SPECIFICATIONS

<p>Input Power: 12 to 36 VDC</p> <p>Fuse: 0.5 Amp socketed pico fuse</p> <p>Output Signal: 4 to 20 mA DC into 750 ohms at 24 VDC, Two-wire configuration</p> <p>RFI / EMI Protection: 4.0 Watt at 1 meter radiated</p> <p>Enclosure Rating: C, D - NEMA Type 1 General Purpose N - NEMA Type 4X Weatherproof E - NEMA Type 4X Weatherproof, Type 7 and 9 Explosion Proof; Class 1, Div. 1, Groups B,C,D Aluminum Sensor Housing also Group A rated. S - Same as E above except with 316 Stainless Steel Sensor Housing</p> <p>Encl. Materials: C, N, D - ABS Plastic E,S - Cast Aluminum, Epoxy Coated</p> <p>Sensor Technology: Electrochemical, non-consuming</p>	<p>Response Time: Typical less than 60 seconds for 90% response to a step change</p> <p>Sensor Life: Typical 2 to 10 years</p> <p>Sensor Gas Types: Field configurable for any sensor from Sensor Selection Table</p> <p>Temperature - Sensor: See Sensor Selection Table</p> <p>Temp. - Transmitter: -40° to +50° C (-40° to +122° F)</p> <p>Humidity - Sensor: 15 to 90% RH continuous operating, non-condensing,</p> <p>Humidity - Transmitter: 0 to 99% RH, non-condensing, operating and storage</p> <p>Pressure: Atmospheric ± 10%</p> <p>Accuracy: ± 2.5% of Reading</p> <p>Repeatability: ± 1.0%</p> <p>Approvals: CSA</p>
--	---



QUATROSENSE ENVIRONMENTAL LTD.
5935 OTTAWA STREET,
RICHMOND, ONTARIO
CANADA K0A 2Z0
PHONE 1 613 838 4005
FAX 1 613 838 4018
email QEL@QELsafety.com
www.QELsafety.com



This brochure includes general specifications which are subject to change without notice. Ensure a complete understanding of all applicable Federal, State, Provincial and Local Health and Safety laws and regulations before using these products.

Read and understand fully all instructions before using these products.

H/Sales/Marketing/Specification/1300/Aug08.cdr

DISTRIBUTED BY

78050-006-000A